



KD260AH-4FB2

CUTTING EDGE TECHNOLOGY


As a pioneer with over 39 years in the solar energy industry, Kyocera demonstrates leadership in the development of solar energy products. Kyocera's *Kaizen* Philosophy, commitment to continuous improvement, is shown by repeated achievement of world record cell efficiencies, supported by proven field performance.

QUALITY & SAFETY BUILT IN

- Manufactured in our own production plants using a fully automated and integrated production process
- UV stabilized, aesthetically pleasing black anodized frame
- Easily accessible grounding points on all four corners for fast installation
- Proven junction box technology with encapsulation
- Pre-configured with connection wires and SMK plug connectors
- Frame reinforced on back side with two cross struts for added strength and durability
- Passed TUV surface load testing to 5400N/m²


PROVEN RELIABILITY

- First module manufacturer to pass rigorous Long-Term Sequential Test performed by TÜV Rheinland
- Proven superior field performance with more than 25 years of field data from a number of real world operating systems
- Confirmed as Potential Induced Degradation (PID) resistant by Fraunhofer CSP Testing, with zero degradation



WARRANTY

- Kyocera standard 25 year power output warranty
- 10 year workmanship warranty



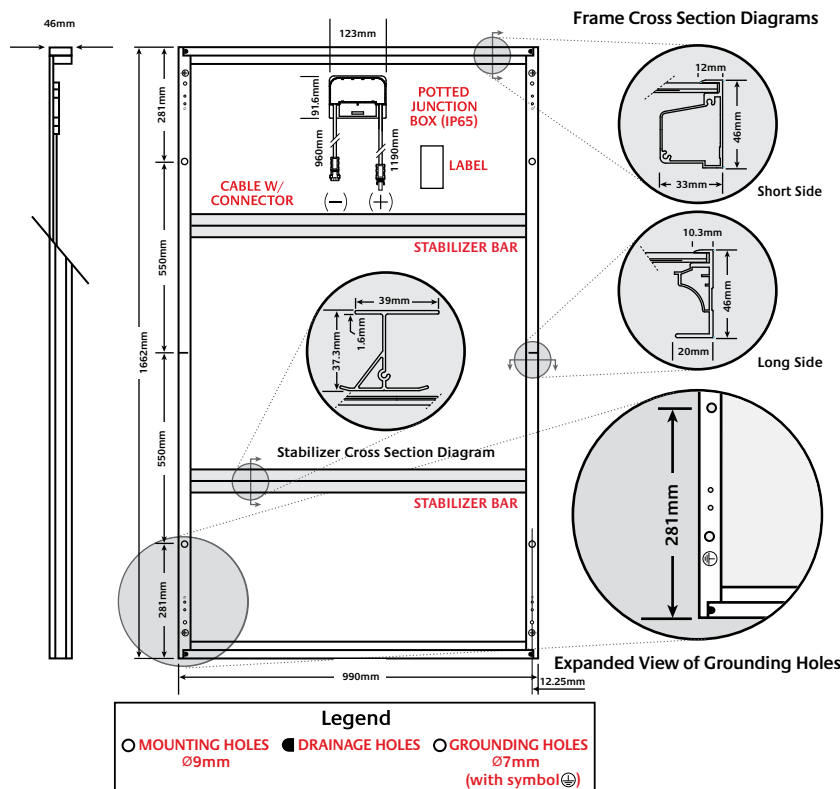
QUALIFICATIONS AND CERTIFICATIONS



IEC 61215 ed.2 IEC 61730 and Application Class A
IEC 61701 (Salt Mist Corrosion Testing)

Kyocera is ISO 9001 and ISO 14001 certified and registered

SPECIFICATIONS



ELECTRICAL PERFORMANCE

| At 1000 W/m ² (STC)* | | |
|--|------|---|
| Maximum Power | 260 | W |
| Maximum Power Voltage (V _{mp}) | 31.0 | V |
| Maximum Power Current (I _{mp}) | 8.39 | A |
| Open Circuit Voltage (V _{oc}) | 38.3 | V |
| Short Circuit Current (I _{sc}) | 9.09 | A |
| Efficiency | 15.8 | % |

| At 800 W/m ² (NOCT)** | | |
|--|------|----|
| Maximum Power | 187 | W |
| Maximum Power Voltage (V _{mp}) | 27.9 | V |
| Maximum Power Current (I _{mp}) | 6.71 | A |
| Open Circuit Voltage (V _{oc}) | 35.1 | V |
| Short Circuit Current (I _{sc}) | 7.36 | A |
| NOCT | 45 | °C |

| Other Electrical Characteristics | | |
|---|-------|-----|
| Power Tolerance | +5/-3 | % |
| Maximum System Voltage | 1000 | V |
| Maximum Reverse Current | 15 | A |
| Series Fuse Rating | 15 | A |
| Temperature Coefficient of (V _{oc}) | -0.36 | %/C |
| Temperature Coefficient of (I _{sc}) | 0.06 | %/C |
| Temperature Coefficient of Max. Power | -0.45 | %/C |

MODULE CHARACTERISTICS

| Dimensions | | |
|--------------------------------|--------------------------------|----|
| Length | 1662 (±2.5) | mm |
| Width | 990 (±2.5) | mm |
| Depth (Including Junction Box) | 46 | mm |
| Weight | 20 | kg |
| Cable | (+)1190 / (-)960 | mm |
| Connection Type | R51-7/P51-7 (SMK PV-03 Series) | |
| Junction Box | 123 x 91.6 x 16 | mm |
| Number of Bypass Diodes | 3 | |
| IP Code | IP65 | |

| Cells | | |
|--------------------------|-------------------|----|
| Cell Per Module | 60 | |
| Cell Technology | multi-crystalline | |
| Cell Dimensions (Square) | 156 x 156 | mm |
| Cell Bonding | 3 busbar | |

* Electrical values under standard test conditions (STC) = irradiation of 1000 W/M², air mass AM 1.5, and cell temperature of 25°C.

** Electrical values under normal operating test conditions (NOCT) = irradiation of 800 W/M², air mass AM 1.5, wind speed of 1m/s, and ambient temperature of 20°C.

KYOCERA reserves the right to modify these specifications without notice.